

# A6118M Triple Balanced Mixer

6.0 to 18.0 GHz



## Technical Characteristics

Product Features
Multi-octave bandwidth
Broad frequency - input and output
Wide DC to IF frequency response
Low conversion loss
High port-to-port isolation

Maximum Ratings	
Storage temperature	-65 to +150°C
Operating temperature	-55 to +125°C
Max. Input power for any single port	+24dBm Peak
Peak input current	100mA @ 25°C
Specifications @	25°C

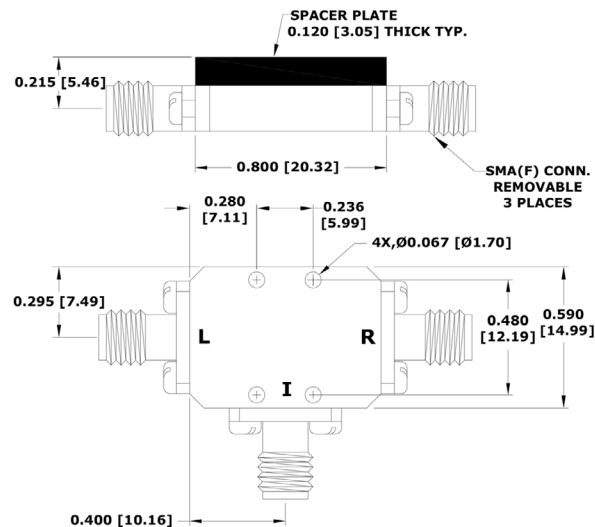
Parameters	Freq. (GHz)	Minimum	Typical	Maximum	Units	Conditions
<b>Conversion Loss</b>						
RF Input	6.0 to 18.0		7.0	9.0	dB	IF = 500 to 2000 MHz
			8.0	10.0	dB	IF = 2000 to 8000 MHz
LO Input	6.0 to 18.0					
IF Output	0.5 to 8.0					
<b>Isolation</b>						
LO-RF		20.0	27.0		dB	
LO-IF		22.0	27.0		dB	
RF-IF			25.0		dB	
VSWR			2.5:1			
<b>1dB Comp.Point</b>						
LO Drive			10.0	14.0	dBm	
Third order intercept pt.			14.0		dBm	

### NOTES:

1. Measured in a 50 ohm system with nominal LO drive and downconverter application only, unless otherwise specified. The I-port frequency range extends to DC for phase detection, pulse modulation, or attenuator applications. I-port VSWR degrades from a 50 Ω system at LO-IF frequencies.

2. Typical values are measured at +25°C and are not guaranteed.

### Package outline L



DISCLAIMER: Subject to change without notice.  
Rev(B) 08/16/19

Quality products that serve the industry. Today and tomorrow.

Copyright© EclipseMDI

www.eclipseMDI.com

1.408.526.1100

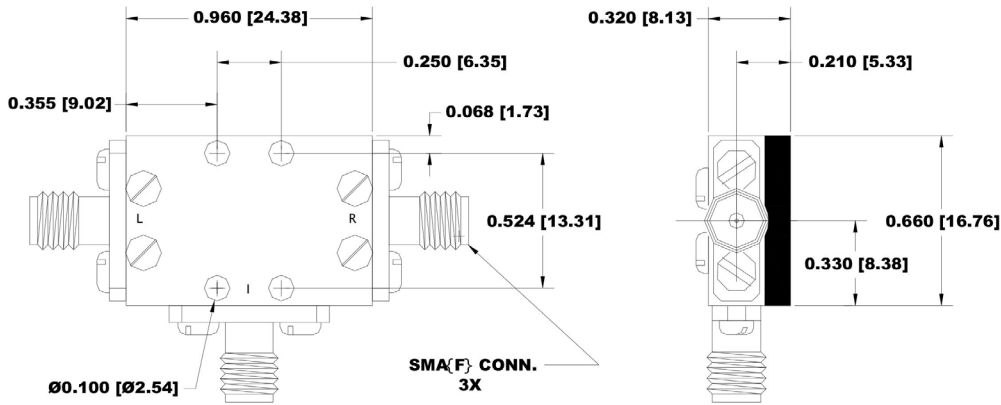
EclipseMDI

# A6118M Triple Balanced Mixer

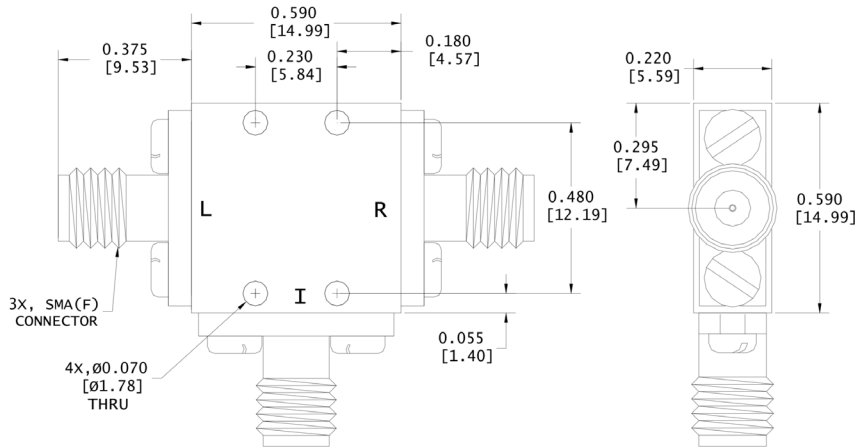
6.0 to 18.0 GHz

## Outline Drawings 1 of 2

### Coaxial package outline 'B'



### Coaxial package outline 'Z'



### Drop in package outline 'E1'

